



**KHSAA TITLE IX  
ANNUAL REPORT SUBMISSION  
STATUS REPORT  
2007-2008**

KHSAA  
Form T65  
Revised 3/08

TO: KHSAA Member School Superintendents, Principals, and Athletic Directors

FROM: Brigid L. DeVries, Commissioner  
Larry Boucher, Assistant Commissioner

Date: April 22, 2008

School	Monticello High School	Reviewed by	Gordon D. Bocock
--------	------------------------	-------------	------------------

The following is a status report regarding the required 2007 - 2008 Title IX Annual Report submission of forms due into the KHSAA office by April 15, 2008. Appropriate KHSAA Audit Team personnel have reviewed these forms and the following is a summary of this review.

I. Checklist of Forms properly submitted in a satisfactory manner:

<b>X</b>	GE 19 (Annual Verification)	<b>X</b>	T-35 (Budget Expenses)
<b>X</b>	T-1 (Summary Program Chart 1)	<b>X</b>	T-36 (Budget Expenses)
<b>X</b>	T-2 (Summary Program Chart 2)	<b>X</b>	T-41 (Checklist – Overall Interscholastic Program)
<b>X</b>	T-3 (Summary Program Chart 3)	<b>X</b>	T-60 (Corrective Action Plan)
<b>X</b>	T-4 (Summary Program Chart 4)	<b>X</b>	T-63 (Interscholastic Survey Results)

II. Status

<b>A.</b>	<b>X</b>	2007 – 2008 Forms are satisfactory and no further information or action is necessary at this time.
<b>B.</b>		Errors have been noted with respect to the following forms:
<b>C.</b>		The following forms were omitted and must be submitted by school representatives:
<b>D.</b>		<p>According to the 2007-2008 data, the school appears to be meeting the standards established in:</p> <p><input checked="" type="checkbox"/> Test 1 (Athletic participation is proportionate to enrollment)</p> <p><input type="checkbox"/> Test 2 (History and continuing practice of program expansion)</p> <p><input checked="" type="checkbox"/> Test 3 (Full and effective accommodation of interests and abilities)</p>
<b>E.</b>		<p>Other Recommendation and Comments:</p> <p>The Gender Equity needs to look at the following potential red flag issues.</p> <ul style="list-style-type: none"> <li>• <b>The Gender Equity Committee is required to meet at least three times a year and it is highly recommended that the committee meet at least once “in” each of the three high school sports seasons (Fall – Winter – Spring). Many schools need to meet more than three times a year.</b></li> <li>• <b>The Gender Equity Committee needs to look at the disparity in some sports receiving awards and others not receiving awards.</b></li> <li>• <b>The Gender Equity Committee needs to look at the disparity in spending in regard to equipment and supplies for boys baseball and boys basketball compared to girls softball and girls basketball.</b></li> </ul>

		<ul style="list-style-type: none"><li>• <b>The Gender Equity Committee needs to look at the disparity in spending in regard to travel in boys basketball compared to girls basketball.</b></li><li>• <b>The Gender Equity Committee needs to address the blanks in travel expenses in cross country, track and tennis. With todays travel costs it is hard to believe that any team travels free.</b></li><li>• <b>Minutes of the next Gender Equity Committee should reflect the action taken in regard to each situation listed above.</b></li></ul>
--	--	--



**KENTUCKY HIGH SCHOOL ATHLETIC ASSOCIATION**  
**2007-2008 ANNUAL VERIFICATION OF TITLE IX PROCEDURES**

KHSAA Form GE19  
Rev.12/07

(To be submitted by April 15, 2008 along with other required forms)

The Monticello High School, Monticello, Kentucky  
 (Name of High School) (City)

certifies to the Kentucky High School Athletic Association that the following is an accurate and true representation of the facts surrounding compliance with 20 U.S.C. Sections 1681-1688, et. Seq. (also known as Title IX)

**I certify the following provisions in accordance with records at the school contained in the permanent Title IX file, at least one copy of which must be maintained in the Principal's office, and to the best of my knowledge have completed the following tasks.**

Established a gender equity committee at the high school. (list committee personnel and provide attachment if necessary)

Name	Address	Phone	Title (Supt., Principal, Student, Parent, Coach, Etc.)
Sheila Tucker	RR.1 Box 339-H	606-561-6918	Special Programs Coordinator
Johnny Chaplin	Rt. 5 Box 5442	606-348-0388	Principal
Gary Barnett	908 Valley View Dr.	606-348-4664	Athletic Director
Marla Kelsch	RR. 8 Box 7052	606-348-8292	DPP/ Girls Basketball Coach
Trevis Upchurch	271 Pete Upchurch Rd.	606-340-3109	Boys Basketball Coach
Brenda Burton	Rt. 6 Box 1893	606-348-6149	Parent
Debbie Staples	869 Kendrick Ave.	606-348-4305	Parent

Scheduled a minimum of three meetings during the 2007-2008 school year on the following dates:

Wed. Nov. 19, 2007	★
Wed. March 12, 2008	★
Wed. April 2, 2008	

Designated the following person(s) as the Title IX coordinator for the school:

*348-8312*

Name	Title	Address	Phone
Sheila Tucker	Special Programs Director	RR. 1 Box 339-H	606-561-6918
Gary Barnett	Athletic Director	908 Valley View Dr.	606-348-4664

Designated the following person(s) as the Title IX coordinator for the district:

Name	Title	Address	Phone
Sheila Tucker	Special Programs Director	RR. 1 Box 339-H	606-561-6918

School personnel are continuing to make periodic reviews of the boys' and girls' athletics program reflected in the Corrective Action Plan.

In addition to the above information, the above referenced school maintains a complete permanent file relative to Title IX records including copies of the self-assessment audit, all corrective action plans, and other related materials.

*John Chaplin*  
Principal's Signature

4/4 20 08  
Date

*[Signature]*  
Superintendent Signature

*[Signature]*  
School Board Chairpersons' Signature

*(Send original copy to KHSAA - Maintain duplicate in Title IX school folder)*

Attachment: Gender Equity Committee

Name	Address	Phone	Title
Wesley Staff	135 Cave Street	606-348-5312	Track Coach
Gary Abbott	Rt. 5 Box 9955	606-348-6142	Asst. Principal Volleyball Coach Softball Coach
Stewart Gregory	Rt. 4 Box 189	606-348-3405	Golf Coach
Mary Davis	HC 72 Box 44G1	606-348-0257	Cheer Sponsor
Todd Barton	215 Crawford View Dr.	606-307-1837	Soccer Coach
Brittany Crabtree	115 Albertson St.	606-348-3504	Student Rep
Trevor McFarland	Rt. 4 Box 214T	606-348-8872	Student Rep
Tyler Duncan	76 Sandusky St.	606-348-7814	Student Rep
Jordan Hensley	Rt. 1 Box 290	606-348-0616	Student Rep
Mary B. Cooper	Rt. 4 Box 192	606-348-5132	Student Rep

**2007-2008**  
**ACCOMMODATION OF INTERESTS AND ABILITIES**  
**SUMMARY PROGRAM CHART 1**

KHSAA  
 Form T1  
 Rev.12/07

**Participation Opportunities Test One**

		(Column 1)	(Column 2)	(Column 3)	(Column 4)
	Program	Enrollment	Percentage of Total Enrollment	Number of Interscholastic Participants (double and triple count)	Percentage of Total Participation
Row 1	<b>GIRLS</b>	<b>103</b>	<b>45.4%</b> ✓	<b>114</b>	<b>54%</b> ✓
Row 2	<b>BOYS</b>	<b>124</b>	<b>54.6%</b> ✓	<b>97</b>	<b>46%</b>
Row 3	<b>Totals</b>	<b>227</b> ✓	<b>100%</b>	<b>211</b> ✓	<b>100%</b>

Instructions:

\*Number of 8<sup>th</sup> grade students & below used in Column 3 and Column 4 calculations if applicable: 38

- 1) Determine the total number of girls enrolled, (place in Row 1, Column 1). Determine the total number of boys enrolled, (place in Row 2, Column 1).
- 2) Add the total number of girls and boys enrolled to determine total enrollment, (place in Row 3, Column 1).
- 3) Calculate the percentage of total enrollment that is female. (Divide Row 1, Column 1 by Row 3, Column 1 and place in Row 1, Column 2.) Calculate the percentage of total enrollment that is male. (Divide Row 2, Column 1 by Row 3, Column 1 and place in Row 2, Column 2.) Note: Row 1, Column 2 plus Row 2, Column 2 should total 100%.
- 4) Ask the head coaches to review the most updated eligibility or squad lists for their teams. Ask coaches to confirm the names of those individuals who are on the team as of the first **date of regular season competition**, and cross out the names of those who were cut from the team or quit the team prior to the first regular season competitive event. Determine the total number of interscholastic athletics participants that are girls, (and place in Row 1, Column 3). In order to determine the total number of athletics participants, an individual should be counted each time he or she participates on a team. For example, if Jane Doe competes on the varsity volleyball team, the junior varsity volleyball team, the junior varsity basketball team, and the varsity softball team, she should be counted as four participants (**do not include club or intramural sports participants, cheerleaders, dance teams, or pom squads**). Calculate the same way for boys and girls. \* In addition, should 8<sup>th</sup> grade students and below play on a Freshman, Junior Varsity, or Varsity team, they should also be counted for each team and sport on which they participate. If applicable, please asterisk the above notation as to how many 8<sup>th</sup> grade students & below are included in the totals.  
 Using the same procedure, determine the total number of interscholastic athletic participants that are boys, (and place in Row 2, Column 3). Add Row 1, Column 3 plus Row 2, Column 3 to get total participants and place in Row 3, Column 3.
- 5) Calculate the percentage of female participation. (Row 1, Column 3 divided by Row 3, Column 3 and place in Row 1, Column 4.) Calculate the percentage of male participation. (Row 2, Column 3 divided by Row 3, Column 3 and place in Row 2, Column 4.) Note: Row 1, Column 4 plus Row 2, Column 4 should total 100%.

Note: While being within three percent is not a formal compliance standard; if the percent listed in Row 1, Column 4 is within 3% of Row 1, Column 2, then it provides a good target within which compliance is likely.

Principal's Signature: *Joly Chast.*

Date: 4/4/08

**2007-2008**  
**ACCOMMODATION OF INTERESTS AND ABILITIES**  
**SUMMARY PROGRAM CHART 2**

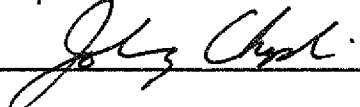
KHSAA  
Form T2  
Rev. 12/07

**Participation Opportunities Test Two**

		Column 1	Column 2	Column 3	Column 4	Column 5
<b>Program</b>		<b>Number of Teams Currently Offered</b>	<b>Number of Participants</b>	<b>Number of Teams Added Since the beginning of the 2003-2004 School Year</b>	<b>Current Number of Participants for each team added Since the beginning of the 2003-2004 School Year</b>	<b>Percent of Total Participation By Sex Added Since the beginning of the 2003-2004 School Year</b>
<b>GIRLS</b>	Row 1	varsity:	5	55	1	8
	Row 2	j.v.:	4	41	1	3
	Row 3	frosh:	2	18	0	0
	Row 4	total:	11	114	2	11
<b>BOYS</b>	Row 5	varsity:	6	61	1	5
	Row 6	j.v.:	3	27	1	9
	Row 7	frosh:	1	9	0	0
	Row 8	total:	10	97	2	14

- 1) For Column 1, list the number of interscholastic teams offered for girls and boys at each competitive level (varsity, junior varsity, and freshman). For girls, total each of the entries in Rows 1, 2, and 3 into Row 4. For boys, total Rows 5, 6, and 7 into Row 8.
- 2) For Column 2, list the number of participants at each level. For girls, total each of the entries in Rows 1, 2, and 3 into Row 4. For boys, total Rows 5, 6, and 7 into Row 8. **Note:** The totals in Row 4 for girls and in Row 8 for boys must be the same as the totals in Form T-1, Column 3, Rows 1 and 2 respectively.
- 3) For Column 3, list the number of interscholastic teams that have been added in the last five years at each competitive level. Count each team added during the 5 year period only one time. e.g. Girl's junior varsity soccer was added 3 years ago, count the team only once, not 3 times. For girls, total the entries in Rows 1, 2, and 3 into Row 4. For boys, total Rows 5, 6, and 7 into Row 8.
- 4) For Column 4, list the number of participants that are **currently** on each level of the teams that were added in the last five years. If a team was added previously but no longer exists, there are no current participants to be added for that team. For girls, total the entries in Rows 1, 2, and 3 into Row 4. For boys, total Rows 5, 6, and 7 into Row 8.
- 5) For Column 5, calculate the percentage of participants that have been added in the last five years. For girls, take the number in Column 4, Row 4 and divide by the number in Column 2, Row 4. For boys, take the number in Column 4, Row 8 and divide it by the number in Column 2, Row 8.

Note: If the percentage of current participants added in the last five years is 25% or greater, compliance with Test Two may be possible. If less than 25%, then compliance with Test Three should be analyzed. **CAUTION:** 25% is not a formal compliance standard.

Principal's Signature:  Date: 4/4/08

**2007-2008**  
**ACCOMMODATION OF INTERESTS AND ABILITIES**  
**SUMMARY PROGRAM CHART 3**


KHSAA  
 Form T3  
 Rev. 12/07

**Participation Opportunities Test Three**

FOR ANY QUESTION ANSWERED "YES" IDENTIFY THE RESPECTIVE SPORT(S).

	GIRLS (Yes / No)		BOYS (Yes / No)
1. For a sport <u>not</u> currently offered in your interscholastic athletics program, is there sufficient interest to form a viable interscholastic team based on participation on an intramural team.	N/A		N/A
2 For a sport <u>not</u> currently offered, is there sufficient interest, based on the responses to your most recent Student Interest Survey, to form a viable interscholastic team for a sport not currently offered. If yes, what sport?	NO		NO
3. For a sport currently offered at the junior varsity or freshman level is there sufficient interest, based on your most recent Student Interest Survey, to form a varsity team not currently offered?	NO		NO
4. For a sport currently offered at the varsity level only, is there sufficient interest, based on your most recent Student Interest Survey, to form a viable team for a junior varsity or freshman team that is not currently offered?	NO		NO
5. If you answered YES to question (1), (2), (3), or (4), are there enough high schools in the geographic area offering the sport (at the appropriate level) to allow for the development of a reasonable schedule of competition?			

Plans to Address Interest:

Principal's Signature :  Date: 4/4/08

**2007-2008**  
**ACCOMODATION OF INTERESTS AND ABILITIES**  
**SUMMARY PROGRAM CHART 4**

**Levels of Competition Test One**

		Column 1	Column 2	Column 3
Girls	Team Levels	Number of Teams Currently Offered	Number of Participants	Percentage of Participants at Each Level
Row 1	varsity:	5	55	48.3%
Row 2	j.v.:	4	41	35.9%
Row 3	frosh:	2	18	15.8%
Row 4	total:		114	100%
<b>Boys</b>				
Row 5	varsity:	6	61	62.9%
Row 6	j.v.:	3	27	27.8%
Row 7	frosh:	1	9	9.3%
Row 8	total:		97	100%

- 1) Column 1, list the number of interscholastic teams offered for girls and boys at each competitive level; varsity, junior varsity, and freshman. (Refer to Form T-2, Accommodation of Interests and Abilities, Summary Program Chart 2, Column 1.)
- 2) For Column 2, list the number of participants at each level. For girls, total the entries in Rows 1, 2, and 3 into Row 4. For boys, total the entries in Rows 5, 6, and 7 into Row 8. (Refer to Form T-2, Accommodation of Interests and Abilities, Summary Program Chart 2, Column 2.)
- 3) For Column 3, calculate the percentage of female and male participants at each level.  
For girls' varsity, junior varsity, and frosh, respectively:
  - Divide Column 2, Row 1 by Column 2, Row 4, and place the percentage in Column 3, Row 1
  - Divide Column 2, Row 2 by Column 2, Row 4, and place the percentage in Column 3, Row 2.
  - Divide Column 2, Row 3 by Column 2, Row 4, and place the percentage in Column 3, Row 3.
 For boys' varsity, junior varsity, and frosh, respectively:
  - Divide Column 2, Row 5 by Column 2, Row 8, and place the percentage in Column 3, Row 5.
  - Divide Column 2, Row 6 by Column 2, Row 8, and place the percentage in Column 3, Row 6.
  - Divide Column 2, Row 7 by Column 2, Row 8, and place the percentage in Column 3, Row 7.

Principal's Signature: *J. L. Christ* Date: 4/4/08



**TO INCLUDE BOOSTER CLUB FUNDING**

	equipment and supplies		travel		awards		coaches' salaries (to include supplemental and extended employment; dollar amount required)		facilities improvements		publications (if sport-specific)	
	Expenditures		Expenditures		Expenditures		Expenditures		Expenditures		Expenditures	
	School	Booster	School	Booster	School	Booster	School	Booster	School	Booster	School	Booster
G basketball	4854.02	1127.37	11316.74	250.00	1534.14	812.16	10500	3			383.05	
B basketball	8814.32	389.68	10172.82	3597.00	794.25		10500	3			383.05	261.00
G softball	?		1178.87		188.20		4500	2	600.00	Rental		
B baseball	987.40		877.79				4500	2	600.00	Rental		
G cross country												
B cross country							1125	1				
G golf												
B golf	614.64		548.18				1000	1	500.00	Rental		
G soccer												
B soccer												
G swimming												
B swimming												

1. Total expenditures on T-35 and T-36 on the 2007-2008 year report due by April 15, 2008, should reflect the total monies spent (rounded off to nearest dollar) for the entire school year of 2006-2007 ending June 30, 2007.

2. Booster Club Funding/Contributions must be included in the above expenditures total. (Note: It is illegal for coaches to be paid by Booster Clubs - Reference KHSAA Bylaw 27)

Principal's Signature: *Joly Chpt.* Date: 4/14/08

**2007-2008  
ACTUAL EXPENDITURES - PROGRAM COMPARISON CHART 2  
TO INCLUDE BOOSTER CLUB FUNDING**


	equipment and supplies		travel		awards		coaches' salaries (to include supplemental and extended employment; dollar amount required)			facilities improvements		publications (if sport-specific)	
	Expenditures		Expenditures		Expenditures		Expenditures			Expenditures		Expenditures	
	School	Booster	School	Booster	School	Booster	School	# of Coaches for all levels / # of Teams for all levels	School	Booster	School	Booster	School
G track							562.50	1					
B track	324.18						562.50	1					
G tennis	29.33						1000.00	2					
B tennis	29.33						1000.00	2					
G volleyball	1699.66	837.75	488.20			852.51	2250.00	2					
B wrestling													
G (list sport)													
B football													
G (list sport)													
B (list sport)													

1. Total expenditures on T-35 and T-36 on the 2007-2008 year report due by April 15, 2008, should reflect the total monies spent (rounded off to nearest dollar) for the entire school year of 2006-2007 ending June 30, 2007.

2. Booster Club Funding/Contributions must be included in the above expenditures totals.

Indicate percentage of total expenditures for each gender: (If disparities are obvious, list on your Corrective Action Plan (T-60) what action you will take to correct the problem).

Gender	Expenditures	Percentage
Boys	\$ 47,812.14	51.5%
Girls	\$ 44,964.50	48.5%
<b>Total:</b>	<b>\$ 92,776.64</b>	<b>100%</b>

Principal's Signature: 

Date: 4/14/08

**2007-2008 KHSAA TITLE IX ATHLETICS AUDIT**  
**Checklist - Overall Interscholastic Athletics Program**

**DIRECTIONS:**  
For the Areas of Compliance (Opportunities and Benefits) listed on the left hand side of the page, place a checkmark under the appropriate column identifying whether your school provided an advantage to the Girls' Program, or to the Boys' Program or to Neither Program. A review of T-35 and T-36 spending patterns might be helpful in completing this form.

ADVANTAGE TO:			
Areas of Compliance:	GIRLS' PROGRAM	BOYS' PROGRAM	NEITHER PROGRAM
OPPORTUNITIES			
Accommodation of Interest and Abilities			X
BENEFITS			
Equipment and Supplies			X
Scheduling of Games and Practice Time			X
Travel and Per Diem Allowances			X
Coaching			X
Locker Rooms, Practice and Competitive Facilities			X
Medical and Training Facilities and Services			X
Publicity			X
Support Services			X
Athletic Scholarships			X
Tutoring			X
Housing and Dining Facilities and Services			X
Recruitment of Student Athletes			X

If an advantage is shown, corrective action should be shown on T-60 (Corrective Action Plan).

Principal's Signature: *[Signature]*  
Date: 4/4/08

**SCHOOL NAME**

**2007-2008  
TITLE IX**

**Monticello Independent**

**CORRECTIVE ACTION PLAN**

**DIRECTIONS:**

1. For Column 1, indicate the intended area (Opportunities or Benefits) which needs corrective action in order to achieve gender equity. For Column 2, write the suggested change or activities that will correct the area in need of alteration. For Column 3, include the estimated completion date for the changes or activities.
2. It is possible to attain compliance with Title IX and no longer need "corrective" action. However, the KHSAA strongly encourages compliant schools to identify items for improvement (Column 1), activities to accomplish the improvement (Column 2) and a timetable for completion (Column 3) that will strengthen the athletic program.
3. You may copy this form as needed. Please attach corrective action plans along with audit forms and submit by April 15, 2008.

COLUMN 1 ITEM FOR CORRECTION/ IMPROVEMENT	COLUMN 2 SUGGESTED CHANGE/ ACTIVITIES	COLUMN 3 TIME TABLE FOR CORRECTIVE ACTION/ AND OR COMPLETION DATE
Construction of baseball and softball facilities	Acquire the available property . Seek and provide funding for the project	2010 - 2012
Provide athletic programs to improve the number of participants		
Re-establish the tennis courts area located on campus		2009
Obtain additional funding from the Board of Education to promote and provide for current and future programs		
Note: Monticello School did begin Archery as a part of Feb. 28, 2008 17 students participated . ( 16 males 1 female ) Also, Monticello School did participate in Soccer	the Physical Education Program and did compete in a match at the Rural Development Center in Somerset KY on	
	at the JV level during the 2007 season.	

**Principal's Signature:**

**Date:**

4/4/08



**2007-2008 INTERSCHOLASTIC  
ATHLETICS SURVEY**  
Summary of Student Responses

KHSAA  
Form T63  
Rev.12/07

**School Name:** Monticello Independent Schools

**Enrollment**  
**(9-12 Grade):** 227 (SHOULD AGREE WITH FORM T-1, COLUMN 1,  
ROW 3)

**Number of 9-11 Grade Students Surveyed:** 179

**Number of 8<sup>th</sup> Grade Students Surveyed:** 65

**Date:** 4 / 14 / 08

**Completed By:** *Amy Barnett*

**Instructions:**

1. Summarize the Student Athletics Interest Surveys Form T-61 by listing the total number of responses on the line next to each sport.
2. Under the Other Category please provide a listing of the sports as well as the number of students who are interested in participating.
3. Please sign and date this Summary Form (T-63) and mail this Summary Form only to the KHSAA by April 15, 2008. Do not mail the student surveys (Form T-61). However, these Forms should be maintained in your files in the event they are requested subsequently.

244 Number of Surveys  
211 Total Returned (*A minimum of 80% return is expected*) (86%)  
8 - 11 Grades Surveyed (*Should be grades 9-11 and 8<sup>th</sup> grade if school has a feeder system*)

How Was The Survey Administered? Survey was administered to all Home Rooms  
Grades 8 - 11

(e.g. was it given in all English classes, or all home rooms, or advisee/advisor?)

**KHSAA Sanctioned Fall Sports** (*List Total Number of Participation Responses*)

8 Cross Country (Girls)  
4 Cross Country (Boys)  
73 Football (Boys)  
4 Golf (Girls)  
11 Golf (Boys)  
5 Soccer (Girls)  
22 Soccer (Boys)  
37 Volleyball (Girls)

**Winter Sport** (*List Total Number of Participation Responses*)Form T-63  
Rev. 12/07

<u>28</u>	Basketball (Girls)
<u>43</u>	Basketball (Boys)
<u>6</u>	Indoor Track (Girls)
<u>5</u>	Indoor Track (Boys)
<u>18</u>	Swimming & Diving (Girls)
<u>8</u>	Swimming & Diving (Boys)
<u>25</u>	Wrestling (Boys)

**Spring Sport** (*List Total Number of Participation Responses*)

<u>35</u>	Baseball (Boys)
<u>23</u>	Fast Pitch Softball (Girls)
<u>14</u>	Tennis (Girls)
<u>15</u>	Tennis (Boys)
<u>10</u>	Track (Girls)
<u>5</u>	Track (Boys)

**Non-KHSAA Championship Sports** (*From Student Survey T-61 Question 10*)

<u>51</u>	Archery
<u>7</u>	Field Hockey
<u>34</u>	Bowling
<u>2</u>	Gymnastics (Boys)
<u>9</u>	Gymnastics (Girls)
<u>22</u>	Ice Hockey
<u>8</u>	Lacrosse (Boys)
<u>5</u>	Lacrosse (Girls)
<u>50</u>	Rifle
<u>33</u>	Rodeo
<u>15</u>	Slow Pitch Softball
<u>15</u>	Volleyball (Boys)
<u>0</u>	Water Polo
<u>30</u>	Weightlifting

**Number of Students who participate in Intramural Sports***(From Student Survey T-61 Question 5)*

<u>Sport</u>	<u>Number</u>
NOTE: Monticello Independent Schools does not offer an intramural program. Students participate in a variety of activities that are listed below on a recreational basis and sponsored by the community resources	
Basketball	13
Baseball	5
Football	3

Soccer	5
Volleyball	1
<b>Archery</b>	<b>2</b>
<b>Tennis</b>	<b>1</b>
<b>Softball</b>	<b>2</b>
<b>Golf</b>	<b>1</b>
<b>Jogging</b>	<b>1</b>

**List Intramural Sports students are interested in adding:**

*(From Student Survey T-61 Question 6)*

<u>Sport</u>	<u>Number</u>
Football	46
Swimming	3
Volleyball	2
Kickball	1
Basketball	5
<b>Rifle</b>	<b>3</b>
<b>Soccer</b>	<b>2</b>
<b>Wrestling</b>	<b>8</b>
<b>Hockey</b>	<b>1</b>
<b>Baseball</b>	<b>1</b>
<b>Weight Training</b>	<b>1</b>

**Participation in Non-School Sports Activities**

*(From Student Survey T-61 Question 7)*

<u>Sport</u>	<u>Number</u>
Equine Events	1
Skate	1
Basketball	17
Tennis	2
Golf	1
Kickball	1
Archery	1
Rifle	4
Soccer	5
Running	1
Football	6
Softball	2
Fishing	2
Volleyball	7
Badminton	2
Swimming	4

**Reasons for not participating in interscholastic athletics**

*(From Survey Question 8)*

- 20 I prefer other activities such as band, chorus, etc.
- 47 I don't have time
- 14 The practice schedules and game times are inconvenient
- 17 The sport I like isn't offered
- 5 It's too expensive
- 2 I prefer to participate in club or intramural sports
- 15 Working



19 Other:

Student Suggestions to encourage participation

Lower the cost

Offer a conditioning program

Make it fun

Offer more programs

Better facilities

Start a Football Program (7)

  
Principal's Signature

4/4/08  
Date

2007-2008 INTERSCHOLASTIC ATHLETICS STUDENT SURVEY

KHSAA  
Form T61  
Rev. 12/07

1. Is the School District offering the interscholastic sport(s) you want to play?  
\_119\_ Yes  
\_35\_ No, I want to play \_\_\_Football-22 Swimming-4 Gymnastics-1 Wrestling-3  
Soccer-1 Hockey-1  
\_64\_ I am not interested in athletics

2. During the **fall season**, which sport would you like to play?  
\_73\_ Football  
\_37\_ Volleyball (Girls)  
\_4\_ Cross Country (Boys) *Football*  
\_8\_ Cross Country (Girls)  
\_11\_ Golf (Boys)  
\_4\_ Golf (Girls)  
\_22\_ Soccer (Boys)  
\_5\_ Soccer (Girls)  
\_68\_ I would not participate

3. During the **winter season**, which sport would you like to play?  
\_43\_ Basketball (Boys)  
\_28\_ Basketball (Girls)  
\_8\_ Swimming & Diving (Boys)  
\_18\_ Swimming & Diving (Girls)  
\_25\_ Wrestling (Boys) *Wrestling*  
\_5\_ Indoor Track (Boys)  
\_6\_ Indoor Track (Girls)  
\_89\_ I would not participate

4. During the **spring season**, which sport would you like to play?  
\_8\_ Track (Boys)  
\_10\_ Track (Girls)  
\_15\_ Tennis (Boys)  
\_14\_ Tennis (Girls)  
\_15\_ Fast Pitch Softball (Girls)  
\_35\_ Baseball (Boys)  
\_98\_ I would not participate

5. Do you participate in intramural sports? If yes, which sports(s)?  
\_33\_ Yes Note: Monticello Ind. School does not offer an Intramural Program.  
Students participate in a variety of activities that are listed below  
on a recreational basis and sponsored by community resources.  
\_146\_ No

6. Which intramural sports, if any, would you like to see added?  
\_\_\_Football-46 Swimming-3 Volleyball-2 Kickball-1 Basketball-5 Rifle-3  
Soccer-2 Wrestling-8 Hockey-1 Baseball- 1 Weight Training-1

7. Do you participate in non-school sport activities? If you do, which sport(s)?

56 Yes - Equine-1 Skate-1 Basketball-17 Tennis-2 Golf-1 Kickball-1  
Archery-1 Rifle-4 Soccer-5 Running-1 Football-6 Softball-2  
Fishing-2 Volleyball-7 Badminton-2 Swimming-4  
113 No

8. Are you currently participating in interscholastic athletics during any season?

77 Yes  
102 If no, why don't you participate in interscholastic athletics?  
20 I prefer other activities such as band, chorus, etc.  
47 I don't have time  
14 The practice schedules and game times are inconvenient  
17 The sport I like isn't offered  
5 It's too expensive  
2 I prefer to participate in club or intramural sports  
15 Working  
19 Other  
(a) Moving (b) Doesn't work well in groups (c) Don't like sports  
(d) No interest (e) No transportation (f) Schedule conflicts  
(g) Academics (h) Church work (i) Not athletic

9. Do you have any suggestions to encourage participation?

Lower cost  
Start football (7)  
Offer physical conditioning program  
Improve facilities  
Start wrestling-2  
Make it fun (2)  
Offer more programs

10. Which Non-KHSAA championship sport would you like to play?

51 Archery  
7 Field Hockey  
34 Bowling  
2 Gymnastics (Boys)  
9 Gymnastics (Girls)  
22 Ice Hockey  
8 Lacrosse (Boys)  
5 Lacrosse (Girls)  
50 Rifle  
33 Rodeo  
Slow Pitch Softball  
13 Volleyball (Boys)  
30 Weightlifting  
57 I would not participate

**OPTIONAL**

Name: \_\_\_\_\_

Age: \_\_\_\_\_

**Male:** 82

**Female:** 63

*(check one)*